

Paradise Ponds and Waterfalls

Certified Aquascape Contractor

Ponds-Waterfalls.com 404.519.8870



Fountains

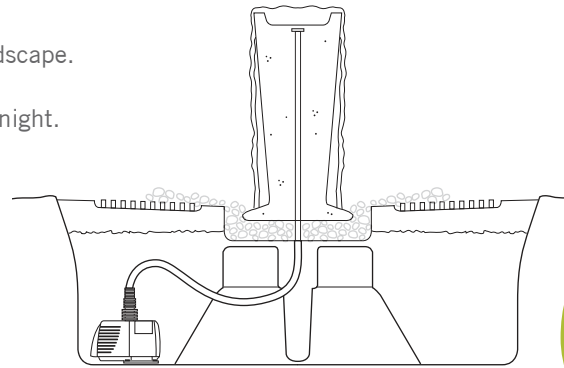
- Perfect for adding an interesting element to your existing landscape.
- The fountain sits on top of an underground reservoir.
- Underwater LED lights are used to illuminate the fountain at night.
- Many different styles to choose from.
- Virtually maintenance free.
- Complete installation includes: Fountain, pump, water reservoir, rocks and lights.

Stacked Slate Urn Fountain 25 inch dia. x 39.5 inches tall

Stacked Slate Urn Fountain 39 inch dia. x 56.5 inches tall

One real basalt rock column 30 inches tall fountain

Three real basalt rock columns 24, 30 and 35 inches



FOUNTAIN INSTALLATION

Installed
in 1/2 day

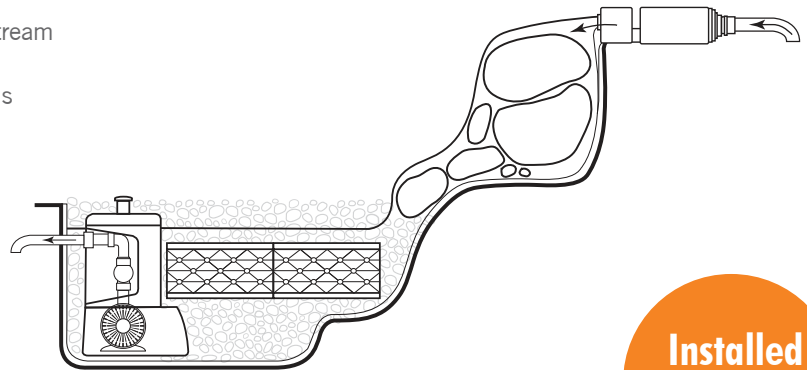
Disappearing Waterfalls

- A disappearing waterfall is a recirculating waterfall and stream without the presence of a pond at the end.
- Great option for adding the sights and sounds of waterfalls anywhere in your landscape.
- Plants and rocks are artistically placed in and around the water feature to create a natural appearance.
- The water flow can be adjusted or turned off completely in this type of water feature.

Small Disappearing Water feature 8 foot stream

Medium Disappearing Water feature 16 foot stream

Large Disappearing Water Feature with multiple waterfalls 25 foot stream



DISAPPEARING WATERFALL INSTALLATION

Installed
in 1-3 days

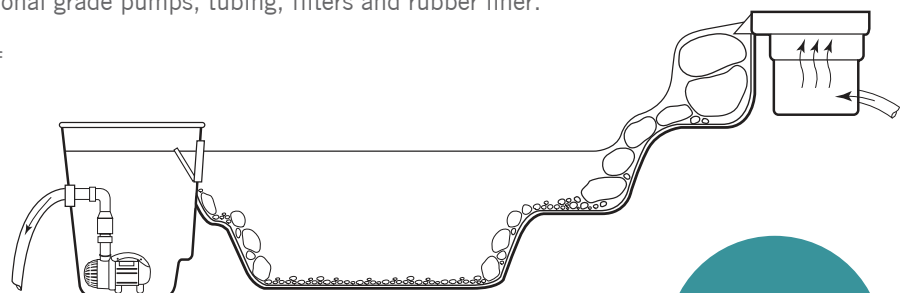
Water Gardens / Koi Ponds

- These are complete pond systems that use professional grade pumps, tubing, filters and rubber liner.
- Creates a beautiful centerpiece to your landscape.
- These ponds are typically constructed to a depth of 2.5 feet and a size 6ft x 8ft or larger.
- Includes a stream with cascading waterfalls leading into the main pond.
- Can be any size from a small fish pond to a grand water feature with multiple waterfalls.
- These koi ponds are lined with gravel, rocks and boulders for a natural appearance.

Small 8ft. x 10ft. Pond with 6ft stream

Medium 11ft. x 16ft. Pond with 10 ft. stream

Large 21ft. x 26ft. Pond with 20 ft. stream



POND INSTALLATION

Installed
in 1-5 days